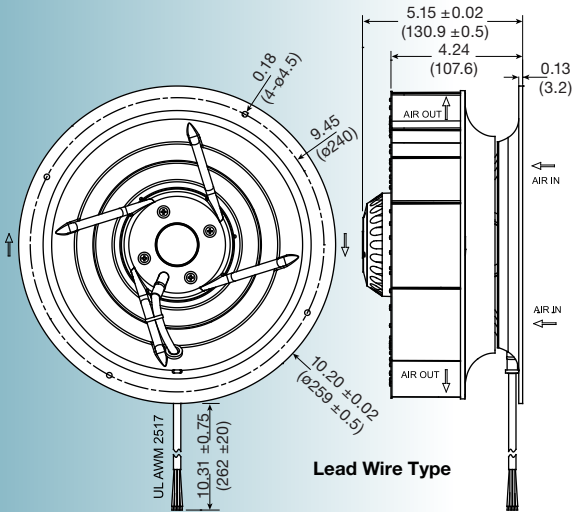
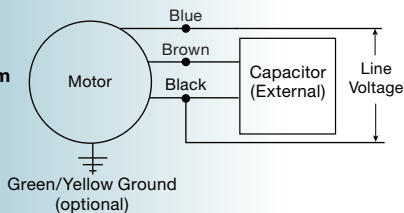


UF250APA-F series



Lead Wire Type

Motor Wiring Diagram



**Size: (259 dia. x 131 mm)
10.20 dia. x 5.15 inches**

Features: *integrated mounting plate act as inlet ring*

Operating voltage (VAC):

115 or 230

Operating temp: $-40^{\circ} \sim 50^{\circ}\text{C}$

Construction: aluminum die cast motor base, UL94V-0 reinforced nylon impeller

Bearing option: motor quality ball bearings

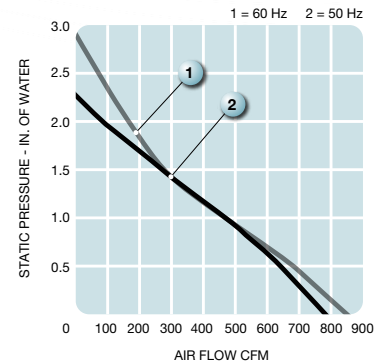
Motor: 2 pole permanent split capacitor, single phase

Air flow: centrifugal

Connection: AWM 2517

Protection: thermal

Insulation: Class B



Model No.	Rated Voltage V	Freq. HZ	Input Power W	Rated Cur. A	Locked Cur. A	Speed RPM	Air Volume		Max. Static Pressure (H ₂ O)		Sound Noise db	Weight kg
							M ³ /Min.	CFM	MM	INCH		
UF250APA12-H1C2F	115	50	170	1.50	3.10	2600	22	770	56	2.2	75	3.3
	115	60	240	2.10	3.00	2700	24	850	74	2.9	76	3.3
UF250APA12-H1C2F	230	50	170	0.77	1.57	2600	22	770	56	2.2	75	3.3
	230	60	240	1.00	1.52	2700	24	850	74	2.9	76	3.3